

The Constructor software has the tools you need to create fast, professional electrical diagrams. Full circuit simulation adds to the power of The Constructor by giving you a unique troubleshooting toolset that can help you narrow down problems early on before you hard wire in the field.

The Constructor has a powerful easy-to-use interface equipped with hundreds of ready-to-use symbols, drawing tools, diagram controls and more. The Constructor is capable of simple to complex single or three-phase wiring diagrams.

► **Easy-to-use interface**

All tools are arranged on the main screen for quick access.

► **Over 800 symbols**

Symbols include active & inactive arranged in categorized libraries.

► **Simulation Engine**

With a finished diagram, you can virtually test and run a circuit.

► **Print Wire Labels**

Choose from many pre made wire label templates.

► **Symbol Library Search**

Quickly search for specific symbols using keywords.

► **Wire Coloring**

Easily change the color of the wires in the Constructor.

► **Project Documents**

Add detailed documents and notes to your projects.

► **Drawing Tools**

Create extra displays using ellipses, lines and box tools.

► **Zooming**

Full zoom control on your diagram as well as symbol libraries for a bigger view.

► **Export to Various File Formats**

Export your drawings to PDF, DWG, DXF and many other picture formats.

► **Active Help Files**

Get easy help instantly by moving your mouse over an icon, menu item symbol and more for detailed information on your selection or how to perform a task.

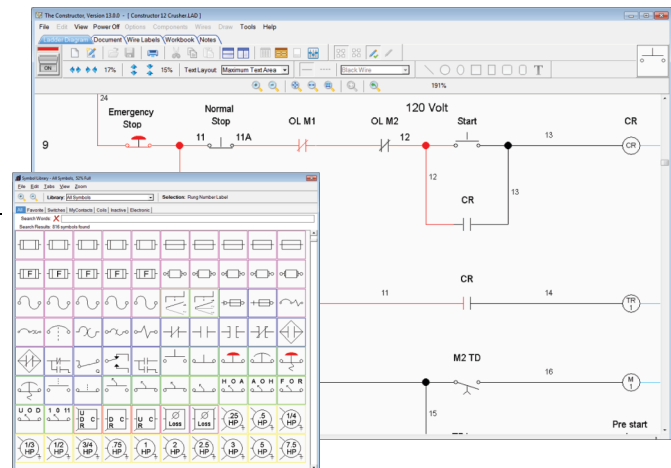
NEW FEATURES FOR VERSION 13

► **Full Scale Zooming**

► **Zoomable Symbol Library**

► **New Enhanced User Interface**

► **Simulation scripting. Create timed scripts for components in your diagram. Great for presentation.**



Choose from over 800 symbols searchable by symbol type all in one library. You can even edit current symbols or create your own using the included symbol editor.

Easily insert transformers and multiple power point sets.

A 300 rung by 300 column diagram can be supported for in depth projects.

Environment customizing and diagram spacing features are easy to access and change.

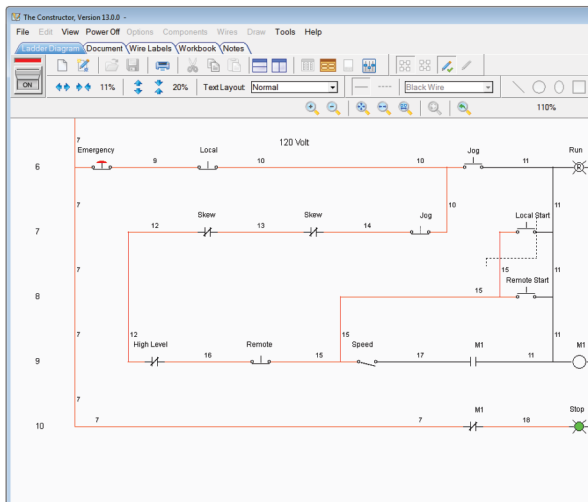
Generic I/O modules, terminal strips, variable speed drives and soft starters are included plus additional modules are available categorized by manufacturer. These modules snap into The Constructor diagram for easy wiring and labeling.

FEATURES that make **ELECTRICAL DESIGN** a snap!

The Constructor offers a wide arrangement of tools that make the design process easy and professional. Spending countless hours on an electrical diagram can now be significantly reduced by using our quick symbol and wiring placement abilities.

Circuit Simulation

The Constructor is unique in it's ability to test and troubleshoot an electrical circuit. Once a ladder diagram is designed, any circuit can be virtually energized and operated with a simple click of the mouse. The Constructor simulation engine visually displays power flow to each component and using animation and sound effects, each component will react accordingly once power is supplied.



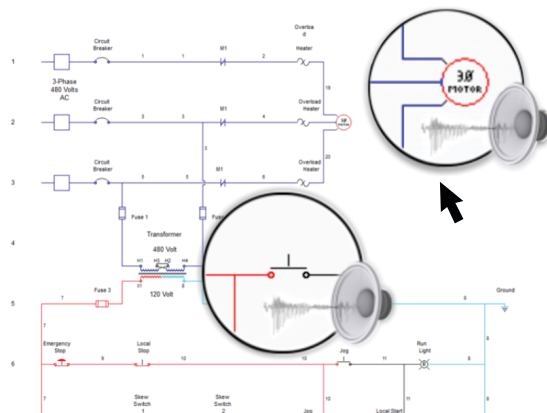
Add symbols and wires with a single click, set wire colors, create templates from sections of your project, draw over top of your schematic for added detail and text, easy spacing controls for your design environment, export finished diagrams to jpg, DXF, DWG, PDF and other file formats, add documentation to your project and much more. The Constructor has many features that will help you get your projects done quickly.

Realistic sound effects

The Constructor has the ability to include realistic sound effects during simulation. Enhance your circuit simulation by assigning various sounds to motors, sirens, buzzers, switches, breakers, contacts, relays and more.

Multiple sound channels allow you to hear up to 20 different sounds at once.

The Constructor includes several sounds to choose from when creating/simulating your diagrams. An optional sound library is available which allows you to add 126 more sound effects to your existing library.



SYSTEM REQUIREMENTS:

- ▶ Pentium 4 (1 Ghz)
- ▶ 256 MB RAM
- ▶ 1024x768 screen mode
- ▶ CD Rom
- ▶ Sound Card (For sound effects)

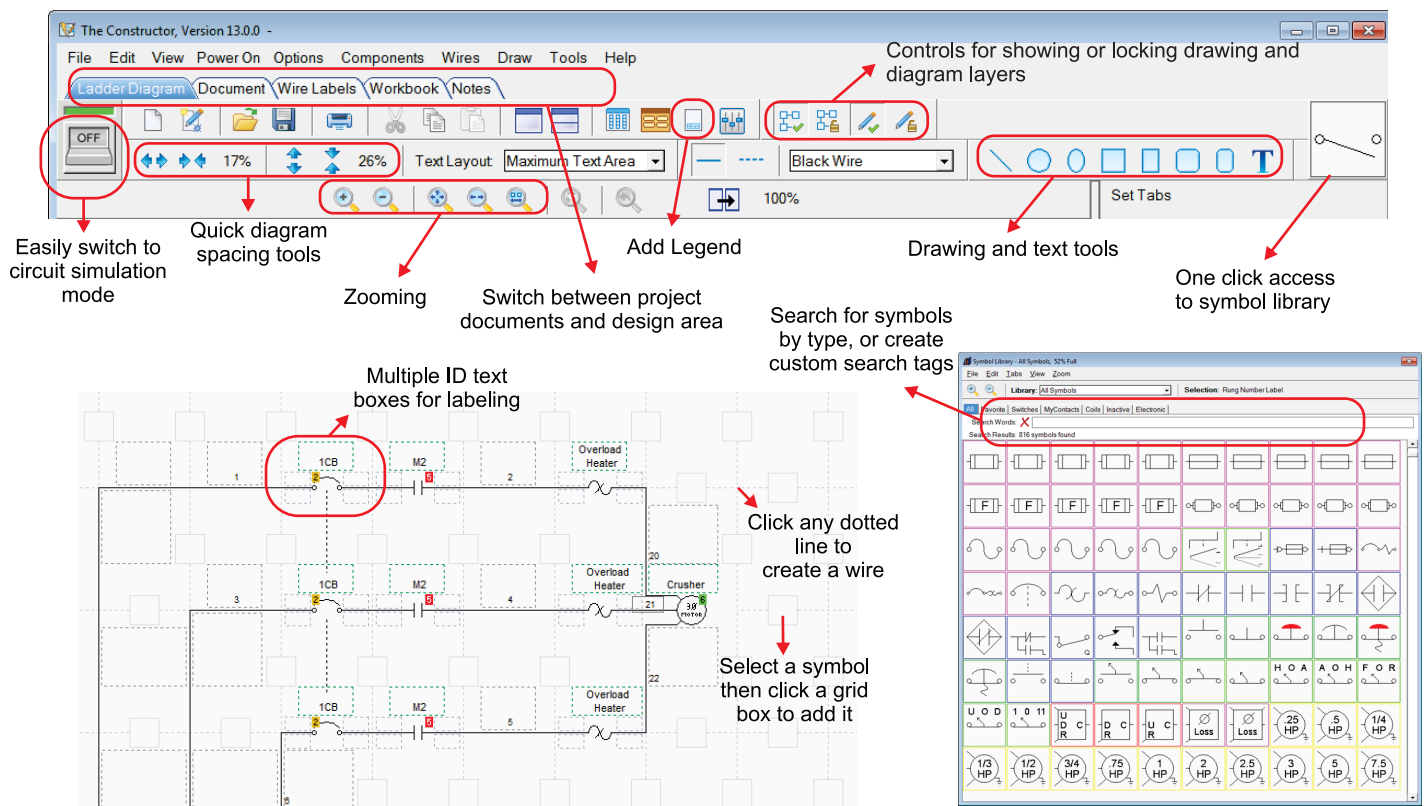
Windows® 10 - 8 - 7 - Vista - XP



1-800-680-7638
www.cmhsoftware.com

User-Friendly Interface

Access tools and features with ease!



Object alignment & layer control

Using the positioning tools in the drawing window you can easily align objects pixel by pixel. You can also easily lock and hide layers for more control in the design environment.

Quickly change object properties

You can quickly group several objects together and select a color fill or line style that will directly affect all objects within the designated group. You can also change the layer order as well as lock the drawing objects in place. An "Auto Resize To Grid" option is available which allows an object to be sized as you change grid spacing settings.

Insert / edit templates

Save drawing objects and parts of circuits as templates for quick and easy use in other projects.

Legends & printing

When printing you can choose to add borders, print to large format printers and even scale a diagram to fit a designated area.

Quickly import and edit legends.

Online update feature

Keep up to date with the latest news and software patches for the Constructor program.

Customizable interface

Choose from several background colors as well as adjust the Constructor's main window form colors to fit your taste.

Symbol library search

Locate the type of symbols you are looking for by selecting from a list of predefined searches or simply type in a search field the type of symbol you desire.